

RD-1 PC 300 | RD-2 PC 300 | RD-3 PC 220 | RD-3 PC 296

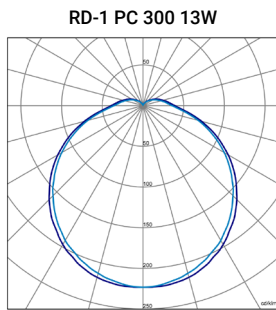
ES

Montaje: Adosable.
Fuente de luz: Módulos LED SMD.
 Temperatura de color 4200K.
Sistema óptico: Difusor opal.
Distribución luminosa: Directa.
Equipo eléctrico: Equipo de control electrónico. PF>0,95.
Materiales: Cuerpo: ABS. Difusor: Policarbonato opalino.
Acabado: Cuerpo color gris.



EN

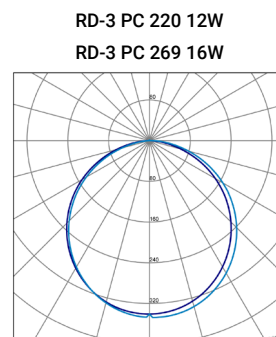
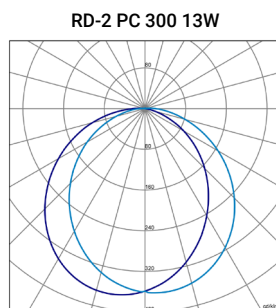
Mounting: Surface.
Light source: Módulos LED SMD.
 Temperature color 4200K.
Optical system: Opal diffuser.
Light distribution: Direct.
Electrical equipment: Electronic control gear. PF>0,95.
Materials: Body: ABS. Diffuser: Opaline polycarbonate.
Surface finish: Grey color.

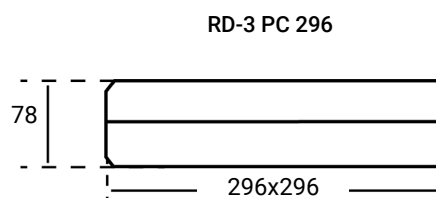
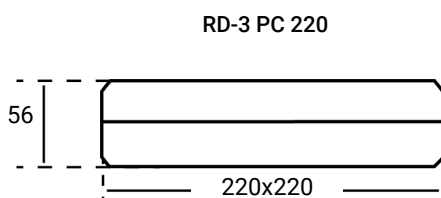
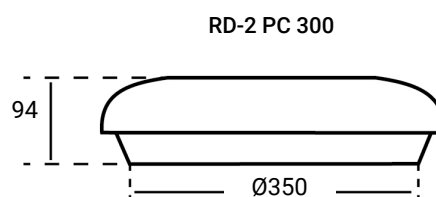
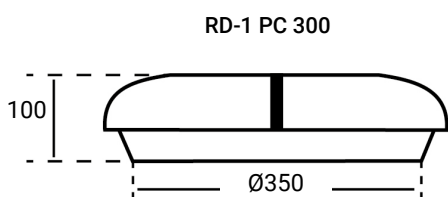


RD-1 PC 300



VALIDOS PARA EXTERIORES
VALID FOR OUTDOORS





ESTANDAR/STANDARD

- 5 AÑOS
5 YEARS
- 220-240V
50-60Hz
- IP 65
- IK 08
- CLASE I
CLASS I
- 50.000h
L80B10
- 20°
+40°
- CRI 80

CONFIGURACION ONLINE
ONLINE CONFIGURATION



Código Code	Referencia Reference	Kg	Potencia Power	Lúmenes Lumens	Eficiencia Efficiency	CCT (K)
ESR212K2B	RD-1-PC-300-13W 1200Lm/4200K	1,4	13W	1200	92 lm/W	4200
ESR313K3B	RD-2-PC-300-13W 1200Lm/4200K	1,4	13W	1200	92 lm/W	4200
ESR414K4B	RD-3-PC-220-12W 1100Lm/4200K	0,7	12W	1100	92 lm/W	4200
ESR515K5B	RD-3-PC-296-16W 1800Lm/4200K	1,4	16W	1800	112 lm/W	4200